

Information skills 1: Searching using Discovery – Evidence and Knowledge - June 2020

Contents

Doing a New Search	2
Toolbar	3
Search box.....	4
Bottom of the page	5
Search and Results	6
Folder	7
Searching	11
Search History	13
Saving a search.....	15
Results.....	16
Ebooks.....	17
- Ebooks from EBSCO.....	17
- Ebooks from ProQuest.....	19
Publication Finder.....	20

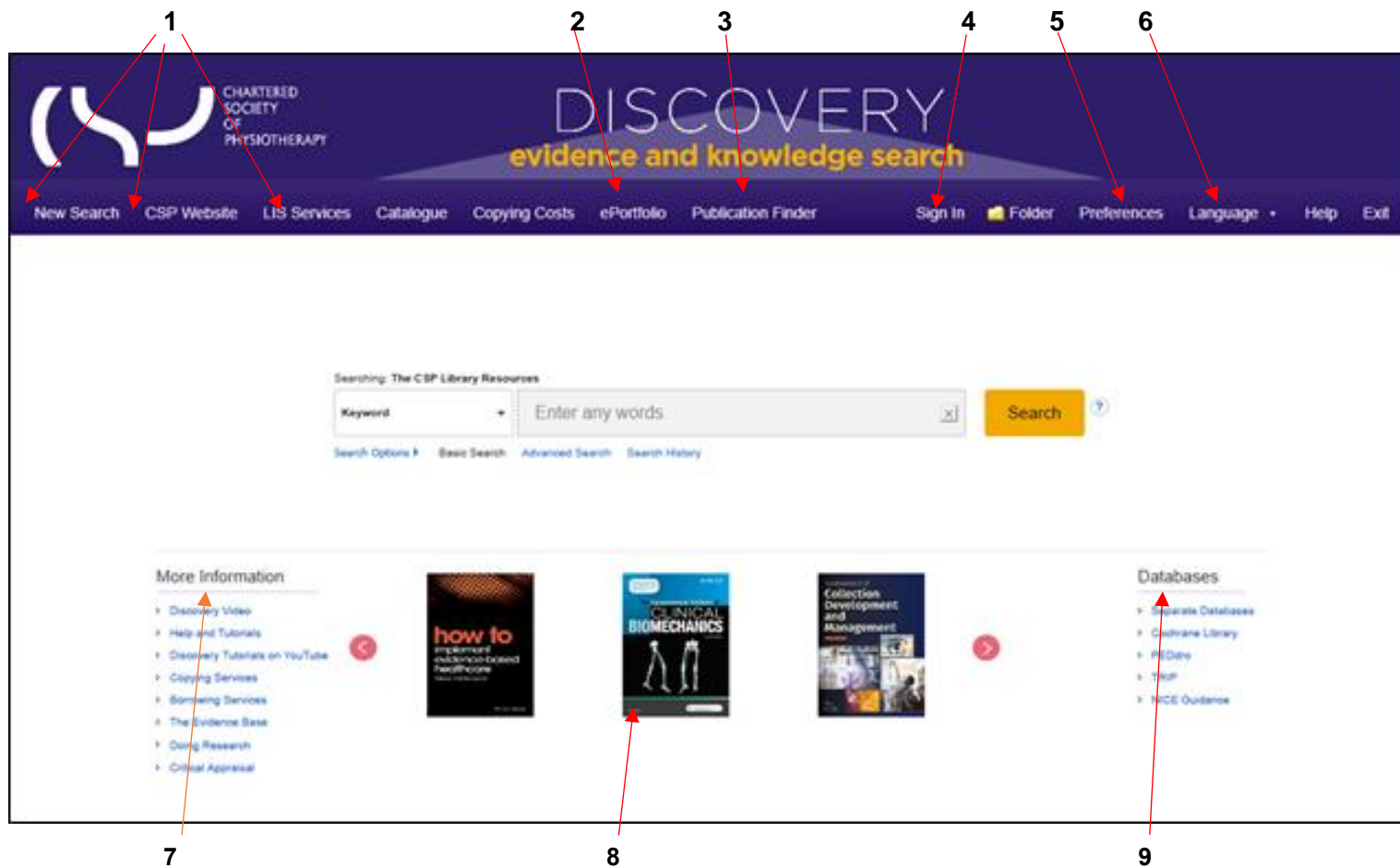
Discovery – Evidence and Knowledge is a system produced by EBSCO and configured by CSP Library and Information Services. It brings together all the Library online resources through a single search interface. The search includes information from bibliographic databases, e-journals, ebooks, e-theses and much more. It presents the results as a single list of references.

[Discovery – Evidence and Knowledge Search](#) Is a merger of several digital resources with different structures so using text words is the most effective way of searching. **Find out more:** in [Information skills 2: Getting more out of Discovery](#) and [Information skills 3: Keeping up to date](#). If you prefer to learn via video tutorials there are a [number](#) produced by EBSCO. **Find out more:** [Information skills 4: Video Tutorials](#)

A search in Discovery can be as simple or as complex as you need.

Doing a New Search

The New Search page has 3 sections, at the top is the banner and the toolbar, in the middle is the search box and at the bottom are Helpful links on the left, the EBSCO ebook carousel in the middle and Databases to the right.

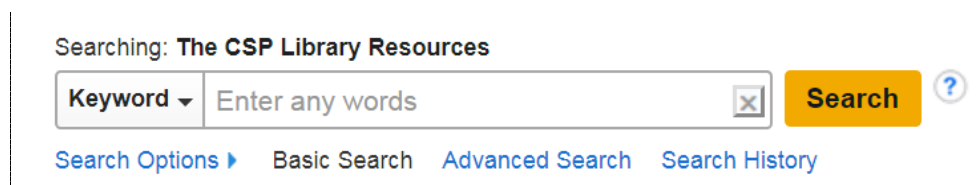


Toolbar

1. Links back to CSP website – opens the linked page in a new window

2. Link to e-portfolio – opens the e-portfolio launch page in a new window
3. Publication Finder – this allows you to browse journals.
4. EBSCO a/c sign in – access your personal folder
5. Folder – When searching Discovery you can add items to the Folder as a holding area for items of interest. The Folder is currently unassigned and will be deleted when you leave Discovery. You can create a personal Folder use ‘Sign In’ and create an account. See [Folder](#)
6. Preferences – Having set up an account you can define your preferences including Language, Format, Results per page, Email options and Export settings.

Search box

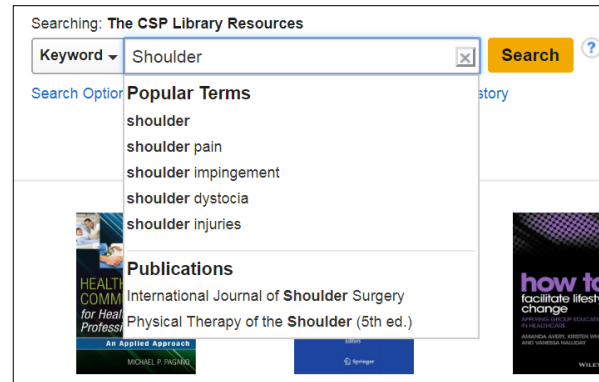


Searching: **The CSP Library Resources**

Keyword ▾ Enter any words ?

[Search Options ▶](#) [Basic Search](#) [Advanced Search](#) [Search History](#)

Select whether you want a Keyword, Title or Author search, enter a term relevant to your topic in the Search box. Discovery will try to autocomplete – you can accept an offered term or ignore it.



You can use the dropdown list to change the default **Keyword** search to either a Title or an Author search

Under the search box you can pre-set your search limiters etc.; move directly to an Advanced Search; or, if you have already run a search in this session, you can see your Search History

Bottom of the page

7. Helpful Links – opens specific library service pages in a new window
8. EBSCO ebook carousel - browse thumbnails of some of our ebooks that are available for reading or downloading
9. Access to an individual database and other databases not included in Discovery

Search and Results

The screenshot displays the Discovery search interface for the Chartered Society of Physiotherapy. The header features the logo (10), the text 'CHARTERED SOCIETY OF PHYSIOTHERAPY' (11), and the title 'DISCOVERY evidence and knowledge search' (13). A navigation bar includes links for 'New Search', 'CSP Website', 'LIS Services', 'Catalogue', 'Copying Costs', 'ePortfolio', and 'Publication Finder' (14). On the right, there are links for 'Sign In', 'Folder', 'Preferences', 'Language', 'Help', and 'Exit' (15).

The search bar (16) contains the text 'The CSP Library Resources' and a search box with the keyword 'shoulder impingement' (17). A 'Search' button is located to the right of the search box. Below the search bar are links for 'Basic Search', 'Advanced Search', and 'Search History'.

The main content area shows 'Search Results: 1 - 20 of 7,798' (18). The results are listed in a table with three entries:

- 1. Effectiveness of Proprioceptive Neuromuscular Facilitation as an Adjunct to Eccentric Exercises in Subacromial Impingement.**
Jain, Akshata Sanjeev, Anandh, S.; Pawar, Amrutkuvar; Indian Journal of Physiotherapy & Occupational Therapy, Apr-Jun2017, 11(2): 141-146. 6p. (Article) ISSN: 0973-5666, Database: CINAHL Plus with Full Text
Subjects: Shoulder Impingement Syndrome Rehabilitation; Neuromuscular Facilitation; Proprioception; Eccentric Contraction; Treatment Outcomes Evaluation; Adult; 19-44 years; Middle Aged; 45-64 years; Male; Female
[PDF Full Text](#)
- 2. Physical Therapists' Perceptions and Use of Exercise in the Management of Subacromial Shoulder Impingement Syndrome: Focus Group Study.**
(Includes abstract) Hanratty, Catherine E.; Kerr, Daniel P.; Wilson, Iseult M.; McCracken, Martin; Sim, Julius; Basford, Jeffrey R.; McVeigh, Joseph G.; Physical Therapy, Sep2016; 96(9): 1354-1363. 10p. (Article) ISSN: 0031-9023, Database: CINAHL Plus with Full Text
Subjects: Shoulder Impingement Syndrome Rehabilitation; Therapeutic Exercise; Physical Therapy Methods; Female; Male
[PDF Full Text](#)
- 3. Shoulder Retractor Strengthening Exercise to Minimize Rhomboid Muscle Activity and Subacromial Impingement.**
(Includes abstract) Fennell, Jeremy; Bhadke, Chetan B.; Mochizuki, George; Lemal, Eamon; Boullas, Chris; Physiotherapy Canada, 2016; 68(1): 24-28. 5p. (Article) ISSN: 0300-0508, Database: CINAHL Plus with Full Text
[PDF Full Text](#)

On the right side of the results, there is a sidebar with a 'Manifesto for Community Rehabilitation 2019' (19) and a 'Manifesto for Community Rehabilitation' graphic (20).

At the bottom of the page, there are two callouts: '19' pointing to the 'Manifesto for Community Rehabilitation 2019' link and '20' pointing to the 'Manifesto for Community Rehabilitation' graphic.

10. Refine Results – set limiters e.g. date coverage, language, full text, etc.
11. Search terms used
12. The total number of results found
13. The results in relevance order
14. Change order to date order latest to oldest or the reverse
15. Change your page options
16. Share – add results to folder, add the search to the folder, create an alert, set up an RSS feed, Permalinks or send to social media
17. Folder
18. Recent CSP publications
19. Detailed Record
20. Add to folder

Folder


The 'Folder' operates as a holding area for items of interest.

As you do searches and find items of interest, click on the blue folder icon to the right of the title to add items.


<input type="checkbox"/> Academic Journals (33) <input type="checkbox"/> Dissertations/Theses (2) <input type="checkbox"/> Non-Print Resources (1) Show More	<p>2. Effectiveness of Proprioceptive Neuromuscular Facilitation as an Adjunct to Eccentric Exercises in Subacromial Impingement.</p> <p> Jain, Akshata Sanjeev; Anandh, S.; Pawar, Amrutkuvar; Indian Journal of Physiotherapy & Occupational Therapy, Apr-Jun2017; 11(2): 141-146. 6p. (Article - research, tables/charts) ISSN: 0973-5674, Database: CINAHL Plus with Full Text</p> <p>Subjects: Shoulder Impingement Syndrome Rehabilitation; Neuromuscular Facilitation; Proprioception; Eccentric Contraction; Treatment Outcomes Evaluation; Adult: 19-44 years; Middle Aged: 45-64 years; Male; Female</p> <p> PDF Full Text</p>	 <p>Physiotherapy Works: Chronic Pain 2018 ▾</p>
---	---	---


When you click on the blue folder icon it will turn yellow.

1. Effectiveness of **Proprioceptive Neuromuscular** Facilitation as an Adjunct to Eccentric Exercises in Subacromial Impingement.


 **Jain, Akshata Sanjeev; Anandh, S.; Pawar, Amrutkuvar;** Indian Journal of Physiotherapy & Occupational Therapy, Apr-Jun2017; 11(2): 141-146. 6p. (Article - research, tables/charts) ISSN: 0973-5674, Database: CINAHL Plus with Full Text

Subjects: Shoulder Impingement Syndrome Rehabilitation; **Neuromuscular** Facilitation; Proprioception; Eccentric Contraction; Treatment Outcomes Evaluation; Adult: 19-44 years; Middle Aged: 45-64 years; Male; Female

 [PDF Full Text](#)

 Remove result from folder

Physiotherapy Works: Falls: a community approach 2019



You can add as many items to the 'Folder' as you wish.

Click on the 'Folder' icon on the top toolbar or in the 'Folder view' on the right panel.

New Search CSP Website LIS Services Catalogue Copying Costs ePortfolio Publication Finder Sign In Folder Preferences Language Help Exit

Folder Contents
 EBSCO Discovery Service
 Back
 To store these items in the folder for a future session, Sign In to My EBSCOhost.


The Chartered Society of Physiotherapy

Articles (1)
 Images (0)
 Videos (0)
 Companies (0)
 eBooks (0)
 audioBooks (0)
 Notes (0)
 Other Content Sources (0)
 Persistent Links to Searches (0)
 Saved Searches (0)
 Search Alerts (0)
 Journal Alerts (0)
 Web Pages (0)


Articles
 1-1 of 1
 Page: 1
 Date Added Page Options

Select / deselect all Delete Items

1. Effectiveness of Proprioceptive Neuromuscular Facilitation as an Adjunct to Eccentric Exercises in Subacromial Impingement.

 Jain, Akshata Sanjeev; Anandh, S.; Pawar, Amrutkuvar; Indian Journal of Physiotherapy & Occupational Therapy, Apr-Jun2017; 11(2): 141-146. 6p. (Article) ISSN: 0973-5666, Database: CINAHL Plus with Full Text

Subjects: Shoulder Impingement Syndrome Rehabilitation; Neuromuscular Facilitation; Proprioception; Eccentric Contraction; Treatment Outcomes Evaluation; Adult: 19-44 years; Middle Aged: 45-64 years; Male; Female

 [PDF Full Text](#)

1-1 of 1
 Page: 1

Print
 E-mail
 Save
 Export


Initially the 'Folder' is generic; it will be available to you for throughout your session but will disappear when you leave Discovery and will not be available next time you use Discovery.

If you want to save the items in the 'Folder' you need to make it a personal 'Folder' - that will then be saved and can be accessed next time you use Discovery. Click on 'Sign In' on the tool bar, or the link to '[Sign In to My EBSCOhost](#)' at the top of the screen.

Next to the Login is the option to 'Create a new Account' – this is an account within EBSCO, it is not a CSP account. You need to complete a short form and choose your user name and password.

If you already have items in your generic 'Folder' these will not be lost when you create your own account.

Sign in

 Sign in with Google

Or

Username

Password Show

[Forgot your password?](#)

Sign in

Don't have an account? [Create one now](#)


Your 'Folder' is also where you set up Journal Alerts and Search Alerts, Save Searches and find details of EBSCO's ebook loans.

Find out more: [Information skills 3: Keeping up to date](#) for more information about alerts.

From your folder, on the right-hand side, you can Print the references, E-mail the references to yourself or other people, Save them to a file or Export them to a bibliographic software link e.g. EndNote, ProCite or RefWorks.

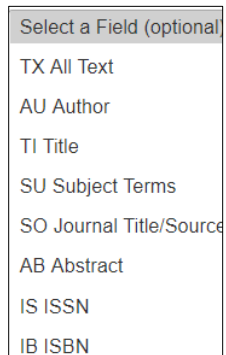
Searching

As you enter a term, Discovery will try to autocomplete. It will also offer synonyms.



The screenshot shows the Discovery search interface. At the top, there is a dark blue header with the Chartered Society of Physiotherapy logo on the left and the word 'DISCOVERY' in large white letters, with 'evidence and knowledge search' in orange below it. A navigation bar contains links for 'New Search', 'CSP Website', 'LIS Services', 'Catalogue', 'Copying Costs', 'ePortfolio', and 'Publication Finder'. On the right side of the navigation bar are links for 'Sign In', 'Folder', 'Preferences', and 'Language'. Below the header, the search area is titled 'Searching: The CSP Library Resources'. A search input field contains the text 'Falls'. To the right of the input field are three dropdown menus, each labeled 'Select a Field (option...)', and two buttons: 'Search' and 'Clear'. Below the search input field, there is a section titled 'Popular Terms' with a list of suggestions: 'falls', 'falls in the elderly', 'falls in hospitals', 'falls prevention evidence based practice', and 'falls in elderly'. To the right of the dropdown menus are plus and minus signs.

You can either stay with the term you have entered or pick another term or group of terms from the list. Currently the search is in a field called 'Select a Field (optional)'. If you want to choose a specific field you can do so.



The screenshot shows a dropdown menu for the search field. The menu is titled 'Select a Field (optional)' and contains the following options: 'TX All Text', 'AU Author', 'TI Title', 'SU Subject Terms', 'SO Journal Title/Source', 'AB Abstract', 'IS ISSN', and 'IB ISBN'.

Note: It is not recommended to use 'SO Journal Title/Source', instead, use 'Publication Finder' on the toolbar.

On the right of the search boxes are the Boolean operators, AND / OR / NOT. Generally it is helpful to enter each concept separately and then combine them.

Find out more: [Information skills 2: Getting more out of Discovery](#)

The screenshot displays the Discovery search interface. At the top, there is a navigation bar with links like 'New Search', 'CSP Website', 'LIS Services', 'Catalogue', 'Copying Costs', 'ePortfolio', and 'Publication Finder'. The search bar contains the query 'physiotherapy or physical therapy or rehab' and 'physiotherapy treatment'. Below the search bar, there are options for 'Search History/Alerts' and a table of search results.




Search History/Alerts Table:

Search ID#	Search Terms	Search Options	Actions
S3	(physiotherapy or physical therapy or rehabilitation) OR physiotherapy treatment	Expanders - Also search within the full text of the articles; Apply equivalent subjects Search modes - Find all my search terms	View Results (1,535,078) View Details Revise Search
S2	shoulder injuries OR shoulder pain OR shoulder impingement	Expanders - Also search within the full text of the articles; Apply equivalent subjects Search modes - Find all my search terms	View Results (89,439) View Details Revise Search
S1	sports injuries	Expanders - Also search within the full text of the articles; Apply equivalent subjects Search modes - Find all my search terms	View Results (181,784) View Details Revise Search

At the bottom of the interface, there is a 'Refine Results' section showing 'Search Results: 1 - 20 of 1,535,078'. The current search term 'medmesh' is visible in the 'Authorities' dropdown.

Some concepts retrieve a very large numbers of results but when the lines are combined with 'AND' the numbers will be fewer.

Search History

Search History/Alerts			
Print Search History Retrieve Searches Retrieve Alerts Save Searches / Alerts			
<input type="checkbox"/> Select / deselect all			Refresh Search Results
Search with AND Search with OR Delete Searches			
Search ID#	Search Terms	Search Options	Actions
<input type="checkbox"/> S3	 (physiotherapy or physical therapy or rehabilitation) OR physiotherapy treatment	Expanders - Also search within the full text of the articles; Apply equivalent subjects Search modes - Find all my search terms	View Results (1,535,078) View Details Revise Search
<input type="checkbox"/> S2	 shoulder injuries OR shoulder pain OR shoulder impingement	Expanders - Also search within the full text of the articles; Apply equivalent subjects Search modes - Find all my search terms	View Results (89,439) View Details Revise Search
<input type="checkbox"/> S1	 sports injuries	Expanders - Also search within the full text of the articles; Apply equivalent subjects Search modes - Find all my search terms	View Results (181,784) View Details Revise Search

The Search History shows each search you have made, what expanders or limiters were applied, and the number of hits retrieved. If you want to change a line use the Revise Search link on the far right, and this will open the search for that particular search line and let you change how you searched.

















To the left of the search lines is a search number e.g. S1 and to the far left is an empty tick box.

To combine the lines tick each line you want to include and then use **Search with AND** or **Search with OR**.

Search History/Alerts

[Print Search History](#) | [Retrieve Searches](#) | [Retrieve Alerts](#) | [Save Searches / Alerts](#)

Select / deselect all **Search with AND** **Search with OR** **Delete Searches** **Refresh Search Results**

Search ID#	Search Terms	Search Options	Actions
<input type="checkbox"/> S4	 ((physiotherapy or physical therapy or rehabilitation) OR physiotherapy treatment) AND (S1 AND S2 AND S3)	Expanders - Apply equivalent subjects; Also search within the full text of the articles Search modes - Find all my search terms	 View Results (9,856)  View Details  Revise Search
<input type="checkbox"/> S3	 (physiotherapy or physical therapy or rehabilitation) OR physiotherapy treatment	Expanders - Apply equivalent subjects; Also search within the full text of the articles Search modes - Find all my search terms	 View Results (1,535,078)  View Details  Revise Search
<input type="checkbox"/> S2	 shoulder injuries OR shoulder pain OR shoulder impingement	Expanders - Apply equivalent subjects; Also search within the full text of the articles Search modes - Find all my search terms	 View Results (89,439)  View Details  Revise Search
<input type="checkbox"/> S1	 sports injuries	Expanders - Apply equivalent subjects; Also search within the full text of the articles Search modes - Find all my search terms	 View Results (181,784)  View Details  Revise Search

You can still apply limiters to the results of this search for example Linked Full text, 2006-2017, English etc. These will reduce the number further.

Saving a search

If you want to return at a later session to continue work on a search, under the Search History/Alerts is the option to Save Searches.

Folder List

Name of Search/Alert:

Description:

Date Created: 7/27/2017

Databases:

Search Strategy: ((physiotherapy or physical therapy or rehabilitation) OR physiotherapy treatment) AND (S1 AND S2 AND S3)

Interface: EBSCOhost Discovery Service

Save Search As: Saved Search (Permanent) Saved Search (Temporary, 24 hours) Alert

Search History

#	Query	Limiters/Expanders	Last Run Via	Results	Action
S4	((physiotherapy or physical therapy or rehabilitation) OR physiotherapy treatment) AND (S1 AND S2 AND S3)	Expanders - Apply equivalent subjects; Also search within the full text of the articles Search modes - Find all my search terms	Interface - EBSCO Discovery Service Search Screen - Advanced Search Database - The CSP Library Resources	9,870	Edit
S3	(physiotherapy or physical therapy or rehabilitation) OR physiotherapy treatment	Expanders - Apply equivalent subjects; Also search within the full text of the articles Search modes - Find all my search terms	Interface - EBSCO Discovery Service Search Screen - Advanced Search Database - The CSP Library Resources	1,536,069	Edit
S2	shoulder injuries OR shoulder pain OR shoulder impingement	Expanders - Apply equivalent subjects; Also search within the full text of the articles Search modes - Find all my search terms	Interface - EBSCO Discovery Service Search Screen - Advanced Search Database - The CSP Library Resources	89,506	Edit
S1	sports injuries	Expanders - Apply equivalent subjects; Also search within the full text of the articles Search modes - Find all my search terms	Interface - EBSCO Discovery Service Search Screen - Advanced Search Database - The CSP Library Resources	181,981	Edit

Name the Search, add a description if you wish, and chose either to save temporarily (24 hours) or save permanently. When next you want to access the search go into your folder, find the search and use 'Retrieve Save Search'.

The search will appear in Discovery but under 'Actions' it will say **Rerun**. This is because additional relevant items may have been added.

Results

Results come in with a number of attached icons and options.

Media type Author(s) Journal details View details Add to Folder

1. **Effectiveness of Proprioceptive Neuromuscular Facilitation as an Adjunct to Eccentric Exercises in Subacromial Impingement.**

Academic Journal

Jain, Akshata Sanjeev; Anandh, S.; Pawar, Amrutkuvar; Indian Journal of Physiotherapy & Occupational Therapy, Apr-Jun2017; 11(2): 141-146. 6p. (Article) ISSN: 0973-5666, Database: CINAHL Plus with Full Text

Subjects: Shoulder Impingement Syndrome Rehabilitation; Neuromuscular Facilitation; Proprioception; Eccentric Contraction; Treatment Outcomes Evaluation; Adult: 19-44 years; Middle Aged: 45-64 years; Male; Female

[PDF Full Text](#)

Title - Click on the Title to open the Detailed Record

PDF Full Text Full Text is provided as a PDF.

Other possibilities are:

Request a copy – charges may apply – we do not have full access to this journal but we may be able to obtain a copy. Click the hypertext link to request a copy. Charges are available from the link on the toolbar; we always use the cheapest source.

Retrieve Catalogue Item Request a copy – charges may apply. The left hypertext link will take you back to the Library Catalogue where you can reserve this item for borrowing. Use the right link for short papers etc.

Full Text Finder The link takes you to the full text on the publisher's website via the Publication Finder. If a yellow bar comes up it is better to use the right link – 'open the page in a new window'

Go to [Full Text Finder Results](#) If the page does not display, then [open the page in a new window](#)

Linked Full Text The link will take you directly to the publisher's website.

View record in The type of link will take you to an open access journal directory

[View record in EThOS](#) The link will take you to the British Library EThOS database of theses, many of which can be downloaded.

[HTML Full Text](#) [PDF Full Text](#) The left link will take you to an audio version; the right to a PDF.

Ebooks

We are expanding the number of ebook sources. This means the way you access one ebook may be different to the way you access another. To see all the ebooks we have you can search Discovery for your topic and then use Refine Results / Source Types / Show more and select 'ebooks'. Accessing ebooks is free.

- Ebooks from EBSCO

Ebooks obtained from EBSCO, the supplier of the Discovery system, look like this:

7. **Cardiopulmonary Physiotherapy In Trauma: An Evidence-based Approach**  

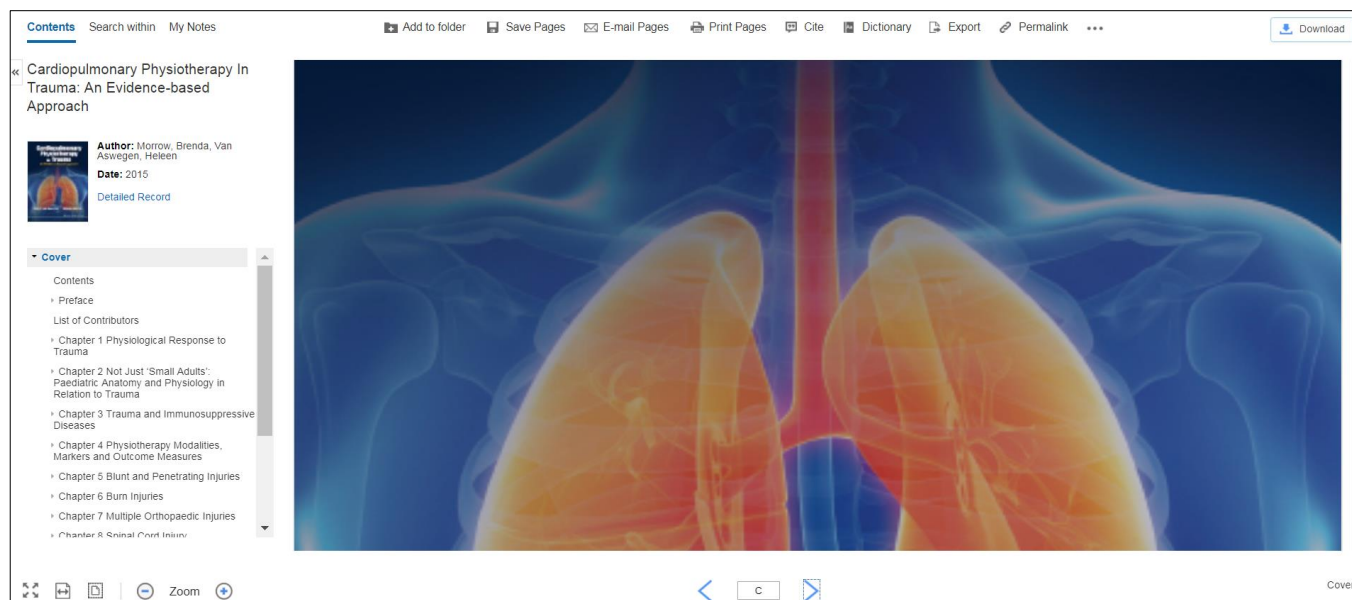
 By: Morrow, Brenda; Van Aswegen, Heleen. London : Imperial College Press. 2015. eBook., Database: eBook Collection (EBSCOhost)

Subjects: MEDICAL / Allied Health Services / Physical Therapy; MEDICAL / Cardiology; MEDICAL / Internal Medicine; Wounds and injuries--Physical therapy; Wounds and injuries--Complications; Therapeutics, Physiological

 [PDF Full Text](#)  [EPUB Full Text](#)  [Download \(Offline\)](#)

eBook  [Table of Contents](#)  [Most Relevant Pages From This eBook](#)

You can view ebooks as a PDF, an EPUB Full Text or you can download the book to your device.



Once you have opened the ebook, at the top of the screen are options to Add to Folder; Save Pages; E-mail Pages; Print Pages (Note: each ebook has a limit on how many pages you can save, e-mail or print).

PDF - is an image of the book. At the bottom of the screen is the page number and two opposing arrows which will move you forward or backward through the ebook. On the left you can see the Table of Contents, click on a chapter to go straight to that part.

EPUB Full Text - this format automatically adjusts to the size of the viewing screen and the size of the text. For this reason, EPUB provides a superior reading experience when downloaded to mobile devices and ebook reading devices. In addition, because larger sections of the book are delivered at once, the experience is more seamless than the traditional method of having to load each page individually as a book is read.


Downloading EBSCO ebooks

You need to be in your personal folder. A prompt appears to open or create a personal folder if you are not already in.

In some ebooks, you have the option to select a PDF or Download. The maximum loan period is 14 days. If the book is already on loan you will be told when it will be available.

Go to Checkout & Download.

Under the Checkout & Download box are the software or apps you need to download depending on your device.

 **Download This eBook (Offline)** X

Title: Cardiopulmonary Physiotherapy In Trauma: An Evidence-based Approach

Checkout Period in days: 14 ▼

Format: PDF EPUB

Checkout & Download **Cancel**

Viewing Requirements ?

Desktop: [Adobe® Digital Editions 1.7.1 or higher](#) is required for offline viewing.

Apple® and Android™: The EBSCO eBooks app is available on the [App Store®](#) or [Google Play™](#)

Kindle: [PDFs can be created in the eBook Full Text view and transferred using Send To Kindle](#)

- Ebooks from ProQuest

The link in the Library catalogue or in Discovery will take you to the chosen ebook on ProQuest Ebook Central. There you can choose to read the whole ebook or particular chapters.

If you want to download the ebook you will need to have [Adobe Digital Editions](#) on your device. It is free to download.


ProQuest Ebook Central™

Search Bookshelf Settings ? Sign Out

Keyword, Author, ISBN, and more

Advanced Search
Browse Subjects

Chartered Society of Physiotherapy



Fundamentals of Telemedicine and Telehealth

Shashi Gogia

Availability

Your institution has unlimited access to this book.

[Read Online](#) 80 pages remaining for copy (of 80)

[Download Book](#) 80 pages remaining for PDF print/chapter download (of 80)
Get all pages, require free third-party software, Check out this book for up to 21 days.

[Download PDF Chapter](#)
Get up to 80 pages, use any PDF software, does not expire.

Book Details

TITLE
Fundamentals of Telemedicine and Telehealth

EDITOR
Shashi Gogia

PUBLISHER
Elsevier Science & Technology

PRINT PUB DATE
2019-11-08

EBOOK PUB DATE
N/A

LANGUAGE
English

PRINT ISBN
9780128143094

Description

Fundamentals of Telemedicine and Telehealth provides an overview on the use of information and

[Read Online](#)

[Download Book](#)

[Add to Bookshelf](#)


[Share Link to Book](#)

Publication Finder

The Publication Finder tool takes you to the publishers' websites of their journals. This is helpful if you want to browse a journal rather than finding a particular article although you can do that too. It includes our subscribed ejournals, open access journals and ejournals from the 'Cinahl Plus with Full Text' database within Discovery. If we have a subscription to an ejournal, or the journal is open access, you can download full text copies. Enter the name of the journal you want to browse, Discovery will offer title autocompletion. The Publication Finder also includes EBSCO ebooks and open access ebooks.

The screenshot shows the 'Discovery' search interface for the Chartered Society of Physiotherapy. The header features the organization's logo and the title 'DISCOVERY evidence and knowledge search'. A navigation bar includes links for 'New Search', 'CSP Website', 'LIS Services', 'Catalogue', 'Copying Costs', 'ePortfolio', and 'Publication Finder'. On the right, there are links for 'Sign In', 'Folder', 'Preferences', 'Language', 'Help', and 'Exit'. The search bar contains the text 'Physiotherapy: Theory & Practice' and a 'Search' button. Below the search bar, there is a checkbox for 'Keep search limiters'. The search results section shows 'Search Results: 1 - 1 of 1'. The first result is '1. Physiotherapy: Theory & Practice' with ISSN: 0959-3985, 1532-5040. Below the title is a search box for 'Search within Publication'. There are two options for 'Full Text Access': 'Rehabilitation & Sports Medicine Source' (01/03/1999 - present, Full Text Delay: 18 months) and 'Taylor & Francis' (01/01/1997 - present). The page number 'Page: 1' is displayed at the bottom of the results section. On the left side, there is a 'Refine Results' panel with 'Current Search' and 'Limit your results' sections. The 'Current Search' section shows 'Find all my search terms:' and 'Physiotherapy: Theory & Practice'. The 'Limit your results' section has a checkbox for 'Peer Reviewed Journals'.

When you select a journal's title click on the [Full Text Access](#). This will open up the full text options. Here the first option 'Rehabilitation & Sports Medicine Source' offer full text but there is an 18-month embargo. The Taylor & Francis option is full text from '1997 – to present' as we have a subscription at the time of writing. Click on the Taylor and Francis option and this will take you to their website with all articles available in full text.



Journal

Physiotherapy Theory and Practice >

An International Journal of Physical Therapy

This Journal

[Submit an article](#)[Journal homepage](#)[New content alerts](#)[RSS](#)[Citation search](#)[Current issue](#)

This journal

[Aims and scope](#)[Instructions for authors](#)

Publication history

Currently known as:

Physiotherapy Theory and Practice: An International Journal of Physical Therapy (1990 - current)

You do not need to log in as the Library has logged in via Discovery automatically. The link to the current issue is under 'Submit an article' and as you scroll down you will find the earlier volumes. Note: Different publishers will have different layouts and structures to their websites.

If we do not have a subscription and it does not offer open access, you can still browse the journal but there will be a charge made by the publisher for full text. In this case find the article you want in Discovery and request a copy.